







TC5013B









载荷特性 Load Capacity

工作幅度m Working radius	14	17	20	23	26	29	32	35	38	41	44	47	50
3t-26.3m  t	3	3	3	3	3	2.69	2.38	2.13	1.92	1.74	1.58	1.45	1.33
6t-14.5m  t	6	5.01	4.15	3.52	3.04	2.66	2.35	2.10	1.89	1.71	1.55	1.42	1.30

工作幅度m Working radius	15	17	20	23	26	29	32	35	38	41	44
3t-28.1m  t	3	3	3	3	3	2.91	2.58	2.32	2.09	1.90	1.73
6t-15.5m  t	6	5.40	4.48	3.80	3.29	2.88	2.55	2.29	2.06	1.87	1.70

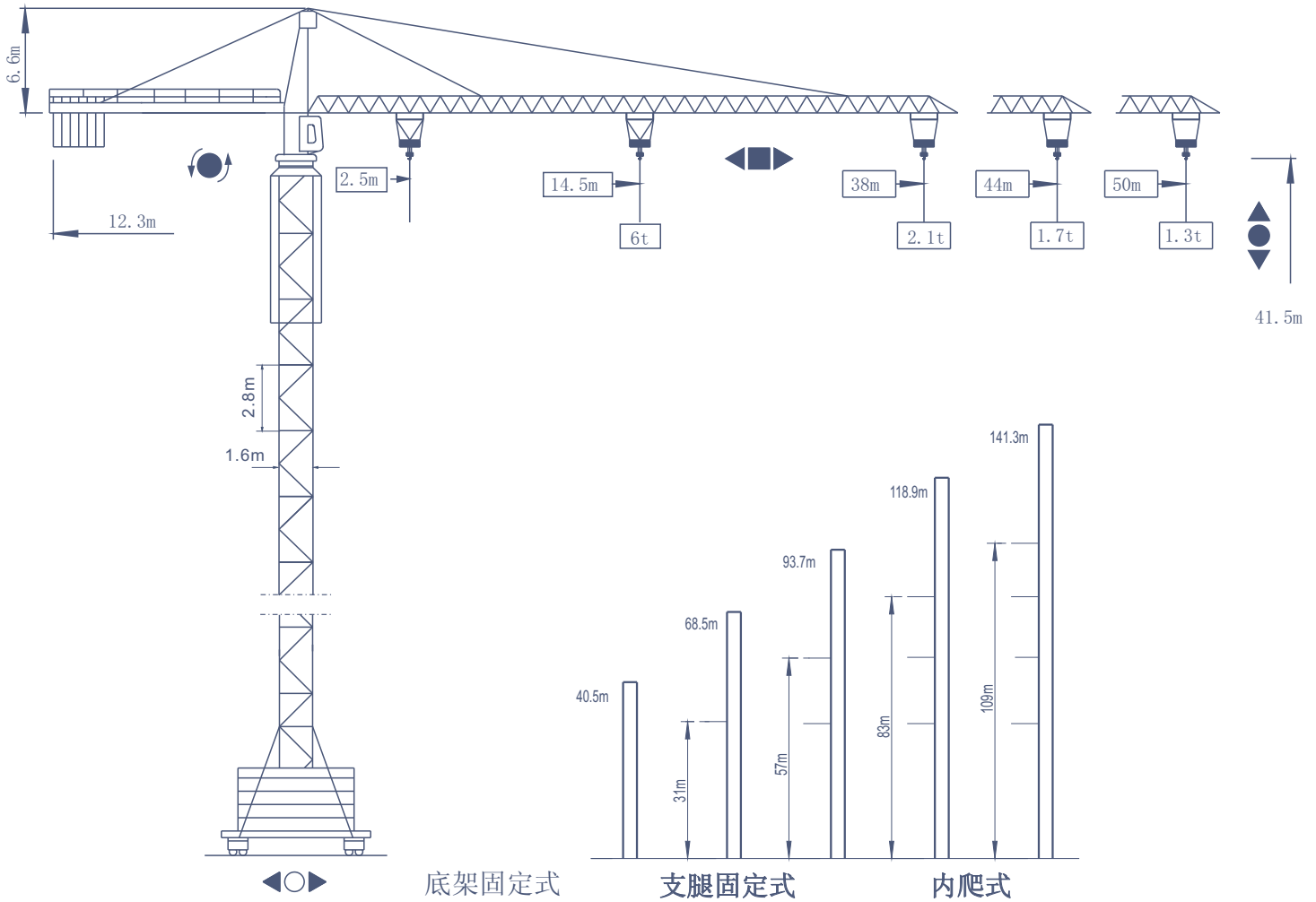
工作幅度m Working radius	15	17	20	23	26	29	32	35	38
3t-28.7m  t	3	3	3	3	3	2.97	2.63	2.36	2.13
6t-15.7m  t	6	5.49	4.56	3.87	3.35	2.94	2.60	2.33	2.10

机构特性 Mechanism specification

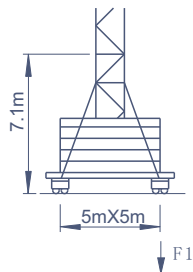
			kW	
起升Hoisting 	m/min 8.88 40 80	4.44 20 40	24/24/5.4	300m
	t 3 3 1.5	6 6 3		
变幅Trolleying 	m/min	42/21	3.3/2.2	
回转Slewing 	r/min	0~0.6	5.5	
行走Travelling 	m/min	0~25	2X5.5	
顶升Climbing 	m/min	0.7	7.5	
供电容量Necessary electric power			43.8	
电源Main supply		~380V/50Hz		

TC5013B

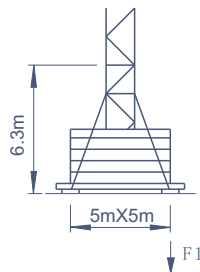
ZOOMLION



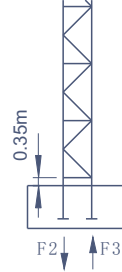
行走式
Mobile



底架固定式
Chassis stationary



支腿固定式
Outrigger stationary



F1	◇ 45t	△ 59t
	38t	

F2	◇ 76t	△ 88t	
F3	◇ 53t	△ 68t	30t

F 反力 Reaction	◇ 工作状态 in service	自重 without load and ballast with the longest jib and maximum height
	△ 非工作状态 out of service	